


# why lasik?


## CONVENIENCE



- ▶ Imagine waking up in the morning and being able to see clearly!
- ▶ No need to mess with glasses or contact lenses
- ▶ Easier to protect your eyes from UV rays with non-prescription sunglasses

## COST EFFECTIVENESS

- ▶ Lasik eliminates the need to spend money on glasses and contact lenses
- ▶ Surgery can end up paying for itself given what you save
- ▶ May be covered by certain insurance policies or through flexible spending accounts



## SELF-CONFIDENCE



- ▶ Don't worry about your old glasses making you appear unfashionable
- ▶ Nothing standing between you and your success in the world
- ▶ No need to worry that your contacts are making your eyes look red

## COMFORT

- ▶ Glasses can be cumbersome, slipping down your nose and getting dirty
- ▶ Contacts can dry out, irritating your eyes and making them itchy
- ▶ No need to worry about a prescription being not quite right for your vision



## FREEDOM



- ▶ Play sports, go to the gym, and swim without worrying about your eyes
- ▶ Lasik corrects vision quickly so you can continue with your normal routine
- ▶ Wear whatever you want without wondering if your glasses match your outfit

## EASY TRAVEL



## BETTER VISION



20/15



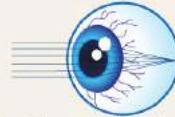
# a good candidate.



Must have healthy eyes



Must be an adult



Must have stable vision for at least a year



Must not have degenerative or autoimmune diseases



Prescription must be within certain limits



Must have normalized hormones and vision after pregnancy

# contact us.

**Arunodaya Deseret Eye Hospital (ADEH),  
Gurgaon**

Sector 55, Plot NH4, Gurugram, Haryana 122011

+91(0124)4116003 | 5

Helpline +91-9560076464

[infoadeh@gmail.com](mailto:infoadeh@gmail.com) ;

[www.adeh.in](http://www.adeh.in)

-----  
**Dr Sethi's Eye Centre (DSEC),  
New Delhi**

C-2, Maharani Bagh, New Delhi 110065

+91(011)41628082 | 579

Helpline +91-8287249174

[acteyecare@gmail.com](mailto:acteyecare@gmail.com) ;

A WORLD CLASS SUPER  
SPECIALTY EYE CARE SYSTEM



# LASER REFRACTIVE SURGERY





# A TIMELINE OF LASER EYE SURGERY

## BEFORE SURGERY

### BASELINE EVALUATION



Stop wearing contact lenses before your baseline evaluation.

Should tell about your past and present medical and eye conditions.

About all the medications you are taking.

What you should expect before, during, and after surgery  
 What the risks, benefits, and alternatives of the surgery are  
 What your responsibilities will be before, during, and after surgery




### Thorough EXAMINATION

Your eye doctor will perform an eye exam to determine if your eyes are healthy enough for the procedure, what kind of vision correction you need and how much laser ablation is required. A corneal topographer usually is used; this device measures the curvature of your eye and creates a kind of "map" of your cornea.

### Dry EYE

Your doctor also will look for signs of dry eye disease, which must be treated and cleared up before LASIK can be performed. Even if your eyes have a normal tear film, your eye surgeon as a precaution may recommend treatment to reduce your risk of developing dry eyes after LASIK.



## DURING SURGERY

**TREATMENT DAY**

The surgery should take less than 30 minutes.

Painless, Because the laser is guided by a computer

Lasik eye surgery is very precise and result are very accurate.

A shield should be placed over your eye at the end of the procedure as protection, since no stitches are used to hold the flap in place

## AFTER SURGERY

**POSTOPERATIVE VISIT**

Immediately after the procedure, your eye may burn, itch, or feel like there is something in it.

You should see your doctor within the first 24 to 48 hours

At the first postoperative visit, your doctor will remove the eye shield, test your vision, and examine your eye.

To help prevent infection, you may need to wait for up to two weeks after surgery.

Contact your eye doctor immediately, if you develop any new, unusual or worsening symptoms at any point after surgery.

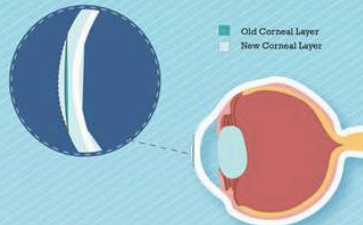
**ANESTHETIC EYE DROPS**

Your eyes are anesthetized with special drops prior to the procedure. The doctor will have you lie down, and then will make sure your eye is positioned directly under the laser. (One eye is operated on at a time.) A kind of retainer is placed under your eyelids to keep them open — normally, this is not uncomfortable.

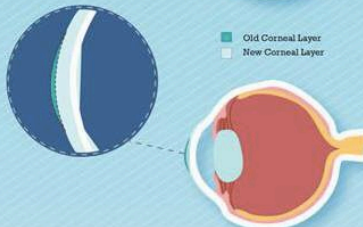
**RESHAPING THE CORNEA**

The laser light pulses painlessly reshape the cornea. You'll hear a steady clicking sound while the laser is operating. You also may smell a mild odor during the laser treatment; this is normal.

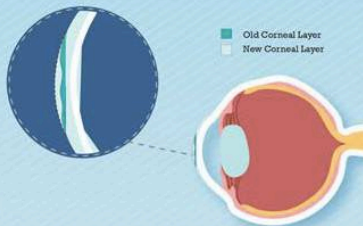
**PATIENT WITH HYPEROPIA**  
 Increasing the curve of your cornea to correct farsightedness or hyperopia



**PATIENT WITH MYOPIA**  
 Increasing the curve of your cornea to correct nearsightedness or myopia



**PATIENT WITH ASTIGMATISM**  
 Reshaping the curve of your cornea to correct astigmatism



**Visit your DOCTOR**

As with any kind of surgery, it's important that you follow your doctor's instructions to the letter. Get proper rest, use all prescribed medications as directed and call your doctor immediately if you suspect a problem.

**Avoid rubbing YOUR EYE**

Avoid rubbing your eye, as there is a chance (though slim) of dislodging the corneal flap.

### Types of Lasik Surgery

**Custom Lasik or Wavefront Lasik**  
 Uses 3-dimensional measurements of how eyes process images to guide the laser in re-shaping the cornea

**Epi-Lasik**  
 Crosses between LASIK and LASEK procedures. Uses plastic blade or epithelial separator to avoid killing epithelial cells during the surgery

**Bladeless Lasik**  
 Use lasers to replaced microkeratome as the mechanical cutting tool. Uses two kinds of lasers- femtosecond and excimer lasers

**Multifocal LASIK or PresbyLASIK**  
 An advanced type of laser vision correction surgery. Changes the shape of the eye's cornea to create different power zones for seeing at varying distances.